



## Indian Cotton Sector

- India is the largest producer of cotton in the world accounting to about 23% of the world total cotton production.
- For the cotton season 2021-22 (Oct-Sept), cotton crop is estimated at about 315.43 lakh bales which is about 11% lower than cotton crop of previous season.
- Closing stock is expected to remain around 39.27 lakh bales for the current season.

### Cotton Balance Sheet from 2021-22 for Cotton Season 2021-22 (Oct-Sept)

Particulars	2021-22(P)*	
	(In lakh bales of 170 kg. Each)	(in Thousand Tons)
<b>SUPPLY</b>		
Opening Stock	71.84	1221.28
Crop	315.43	5362.31
Import	15.00	255.00
<b>TOTAL SUPPLY</b>	<b>402.27</b>	<b>6838.59</b>
<b>DEMAND</b>		
Mill Consumption	285.00	4845.00
S.S.I Consumption	20.00	340.00
Non Textile Consumption	16.00	272.00
Export	42.00	714.00
<b>TOTAL DEMAND</b>	<b>363.00</b>	<b>6171.00</b>
<b>Closing Stock.</b>	<b>39.27</b>	<b>667.59</b>

\* - As estimated by Committee on Cotton Production and Consumption (COCPC) in its meeting held on 01.07.2022

P - Provisional

- India has the highest acreage of cotton cultivation in the world.
- For the current season, area under cotton cultivation is expected to remain around 120.55 lakh hectares with a yield of around 444.8 kg/hectare.
- Gujarat is expected to report the highest yield (572 kg/hectare) among all cotton cultivating states of India followed by Rajasthan with a yield of around 558 kg/hectare.

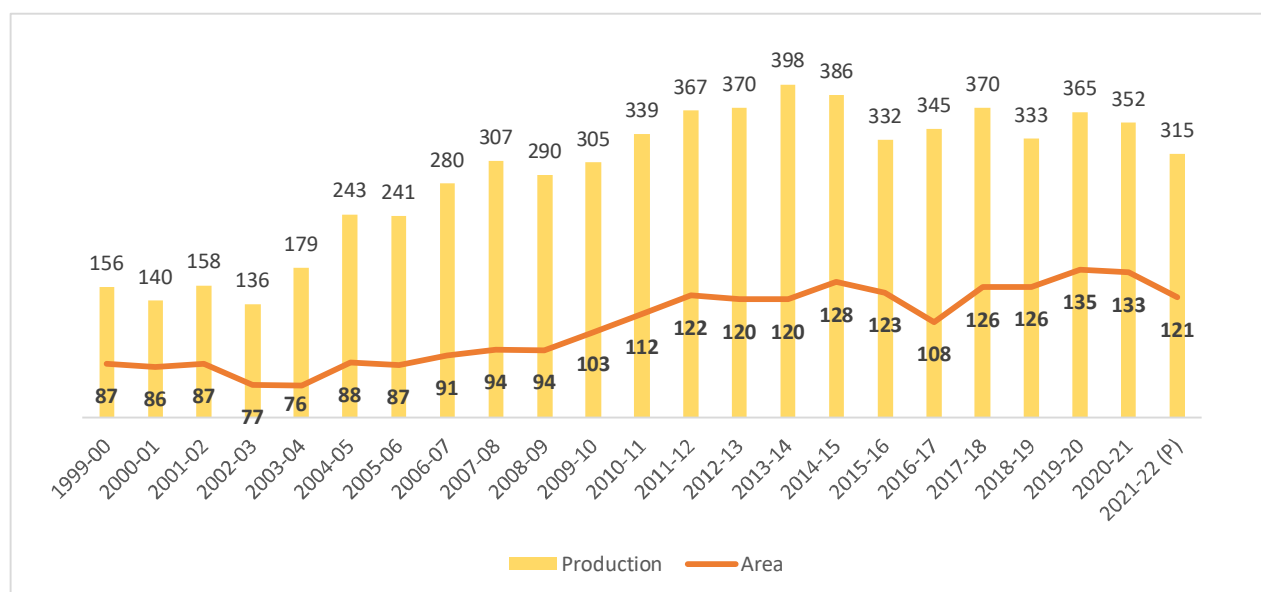
#### State Wise Area-Production and Yield for Cotton Season 2021-22 (Oct-Sept)

Name of the state	2021-22(P)*				
	Area (Lakh Ha)	Production (Lakh Bales)			Yield (Kg/Ha)
		Pressed bales	Loose Cotton	Total	
Punjab	2.56	6.31	0.20	6.51	432.30
Haryana	6.36	12.68	0.48	13.16	351.76
Rajasthan	7.56	24.15	0.66	24.81	557.90
<b>NORTHERN ZONE</b>	<b>16.48</b>	<b>43.14</b>	<b>1.34</b>	<b>44.48</b>	<b>458.83</b>
Gujarat	22.46	73.58	1.99	75.57	571.99
Maharashtra	39.54	69.72	1.46	71.18	306.03
Madhya Pradesh	5.63	13.77	0.50	14.27	430.89
<b>CENTRAL ZONE</b>	<b>67.63</b>	<b>157.07</b>	<b>3.95</b>	<b>161.02</b>	<b>404.75</b>
Telangana	20.69	65.54	0.91	66.45	545.99
Andhra Pradesh	5.48	14.88	0.30	15.18	470.91
Karnataka	6.77	18.97	0.55	19.52	490.16
Tamilnadu	1.38	2.66	0.14	2.80	344.93
<b>SOUTHERN ZONE</b>	<b>34.32</b>	<b>102.05</b>	<b>1.90</b>	<b>103.95</b>	<b>514.90</b>
Orissa	1.93	5.62	0.08	5.70	502.07
Others	0.19	0.28	0.00	0.28	250.53
<b>TOTAL</b>	<b>120.55</b>	<b>308.16</b>	<b>7.27</b>	<b>315.43</b>	<b>444.82</b>

\* - As estimated by Committee on Cotton Production and Consumption (COCPC) in its meeting held on 01.07.2022  
 Loose Cotton delivery is based on the survey of "loose cotton delivery and consumption in India" undertaken by Sardar Vallabhbhai Patel International School of Textiles and Management  
 P - Provisional

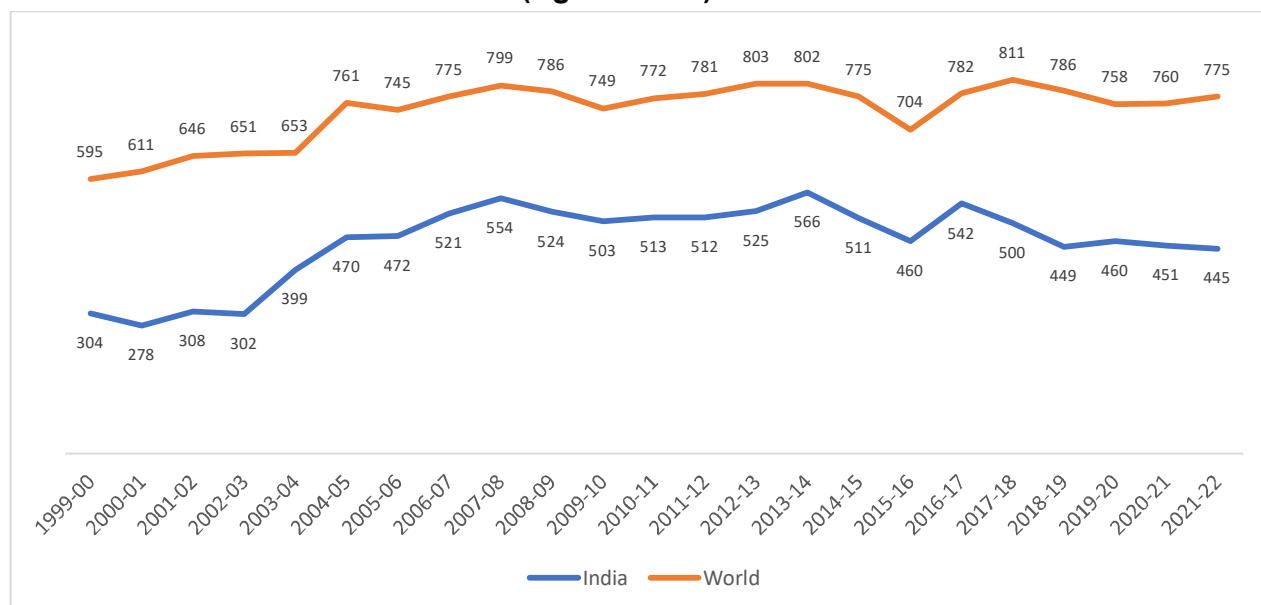


## Production of Cotton (Lakh Bales) and Sowing Area (Lakh Hectare)



Source: Office of Textile Commissioner

## Cotton Yield of India and the World (Kgs/hectare)

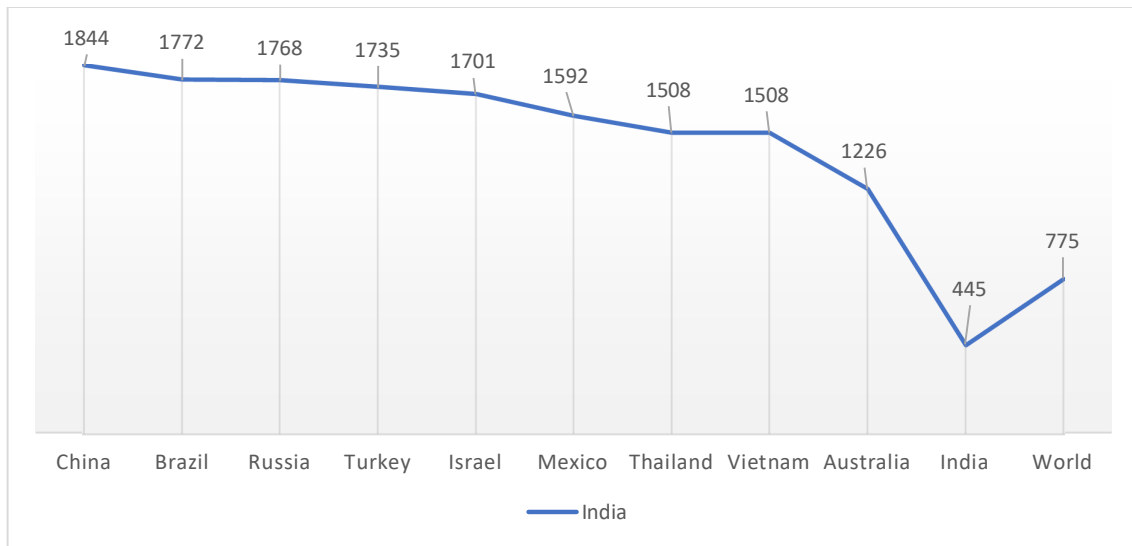


Source:

India: Office of Textile Commissioner

World: International Cotton Advisory Committee

### Cotton Yield Comparison of India with Other Cotton Growing Countries (Kg/Ha)



Source:

India: Office of Textile Commissioner

World: International Cotton Advisory Committee